



AHI

Alliance for Harbor Improvements

**Bringing together the State,
community members and business
to improve our harbors and
better serve the needs of Hawaii's
boating public.**



STATE OF HAWAII
DEPARTMENT OF LAND & NATURAL RESOURCES
Division of Boating & Ocean Recreation
333 Queen St Suite 300
Honolulu, HI 96813

Alliance for Harbor Improvements Report

Prepared by

Pam Smith

PO Box 2242

Ewa Beach, HI 96706

808-398-5556

Alliance for Harbor Improvements

I. Background/Acknowledgments

II. Fact Sheets – State Boating Facilities

A. Statewide

- 1) Graphs & Pie Charts

B. Hawaii District

- 1) Honokohau Small Boat Harbor
- 2) Kailua-Kona Wharf
- 3) Kawaihae Harbor North
- 4) Kawaihae Harbor, South
- 5) Keauhou Boat Harbor
- 6) Reeds Bay
- 7) Wailoa Sampan Basin & Boat Harbor
- 8) Hawaii District Ramps

C. Kauai District

- 1) Hanalei Offshore Mooring Area & Pier
- 2) Kikialoa Small Boat Harbor
- 3) Kukuiula Small Boat Harbor
- 4) Nawiliwili Small Boat Harbor
- 5) Port Allen Small Boat Harbor
- 6) Kauai District Ramps

D. Maui District

- 1) Kaanapali Shore Mooring
- 2) Lahaina Small Boat Harbor
- 3) Kaunakakai Small Boat Harbor
- 4) Maalaea Small Boat Harbor
- 5) Manele Small Boat Harbor
- 6) Maui District Ramps

E. Oahu District

- 1) Ala Wai Boat Harbor
- 2) Haleiwa Harbor
- 3) Heeia Kea Small Boat Harbor
- 4) Keehi Harbor/Lagoon
- 5) Waianae Small Boat Harbor
- 6) Oahu District Ramps

Appendix

- i. Complete List of Leases
- ii. Complete list of Revocable Permits
- iii. Complete List of Commercial Permits

Alliance for Harbor Improvements

Introduction

Welcome to a financial re-cap of the Division of Boating and Ocean Recreation (DOBOR), Department of Land and Natural Resources (DLNR) and its many facilities. The objective of this report is to provide an easy-to-read summary of these facilities and their unique features. The financial information presented here is un-audited but was taken from DOBOR's working ledgers, which are subject to periodic audits.

Multiple sources were used to obtain the photos, site descriptions, maps and financial information used in this report. If any errors have crept into this data during preparation we apologize and hope that you will contact DOBOR to seek clarification. Information concerning land leases, revocable permits and commercial permits is included for each harbor and may be subject to change since the data was assembled.

The entire project is available on the web and in PDF format on compact disk, please call DOBOR for details.

Acknowledgments

The cooperation and information provided by the professional staff members of DOBOR was invaluable in the preparation of this project. The term "AHI" is simply a file-storing name for this report and we sincerely hope that those of you who read and use this report will support the goal of improving Hawaii's harbors and the boating experience.

Aloha,

The Staff of DOBOR

Hawaii Boating Facilities Statewide



- 21 Harbors
- 50 Ramps
- 2122 Moorings/Berths
- 19 Piers

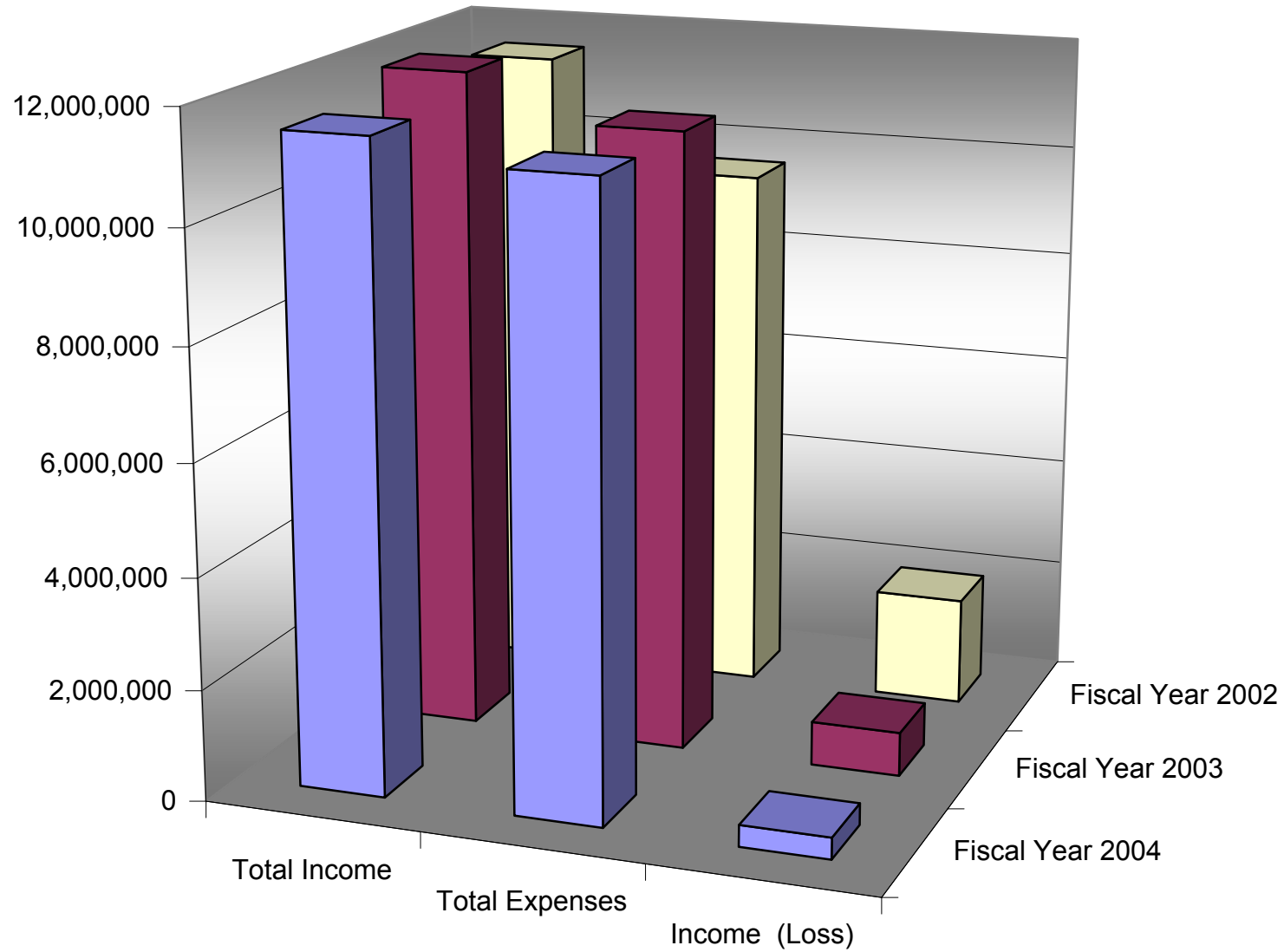
Profit/Loss Under State Management

	Fiscal Year 2004	Fiscal Year 2003	Fiscal Year 2002
Income			
Commercial Percentage Rent	\$1,024,679	\$936,914	\$571,606
Federal Aid, Fish Restoration	\$60,615	\$531,585	\$231,963
Liquid Fuel Taxes	\$1,405,386	\$1,314,704	\$1,243,247
Investment Pool Interest	\$81,341	\$110,737	\$89,885
Parking Meter Collection	\$104,557	\$102,428	\$124,356
Boat Safety Act	\$898,600	\$1,121,748	\$1,323,132
Ramp Permit Fees	\$286,155	\$341,311	\$325,611
Facility Use Fees	\$3,007,195	\$3,023,682	\$3,826,350
Commercial Permits	\$1,984,862	\$2,201,130	\$1,358,463
Rental of Land & Wharf	\$1,590,993	\$1,469,474	\$1,634,247
Miscellaneous Income	\$640,269	\$417,680	\$379,598
Water	\$4,377	\$19,610	\$10,616
Boat Registration	\$285,616	\$212,258	\$205,752
OHA Property Mgmt Escrow	\$0	\$78	\$0
Temporary Deposits	\$114,362	\$116,381	\$217,347
Total Income	\$11,489,008	\$11,919,720	\$11,542,173
Exoenses			
Payroll	\$3,584,507	\$3,640,704	\$3,176,833
Services Performed by Other State Agencies	\$157,711	\$182,594	\$223,516
Office Supplies and Expenses	\$209,815	\$511,248	\$451,530
Travel and Advertisement	\$40,810	\$58,897	\$52,260
Utilities	\$783,347	\$635,468	\$565,768
Rental Expenses	\$654,140	\$552,863	\$573,819
Repairs and Maintenance	\$712,862	\$798,750	\$928,102
GO Bond Principal and Interest	\$1,182,229	\$1,428,008	\$1,614,329
Budget and Finance Assessment	\$1,101,337	\$602,789	\$450,000
OHA Assessment	\$556,903	\$607,031	\$0
Service on a Fee Basis	\$460,655	\$696,999	\$502,904
Miscellaneous Expenses	\$33,344	\$57,816	\$29,809
Machinery and Equipment	\$209,501	\$56,234	\$114,045
DOCARE	\$1,336,111	\$1,224,656	\$825,000
Security Deposit Refunds	\$76,862	\$73,775	\$79,804
Total Expenses	\$11,100,135	\$11,127,831	\$9,587,717
Income (Loss)	\$388,873	\$791,889	\$1,954,456

Terms

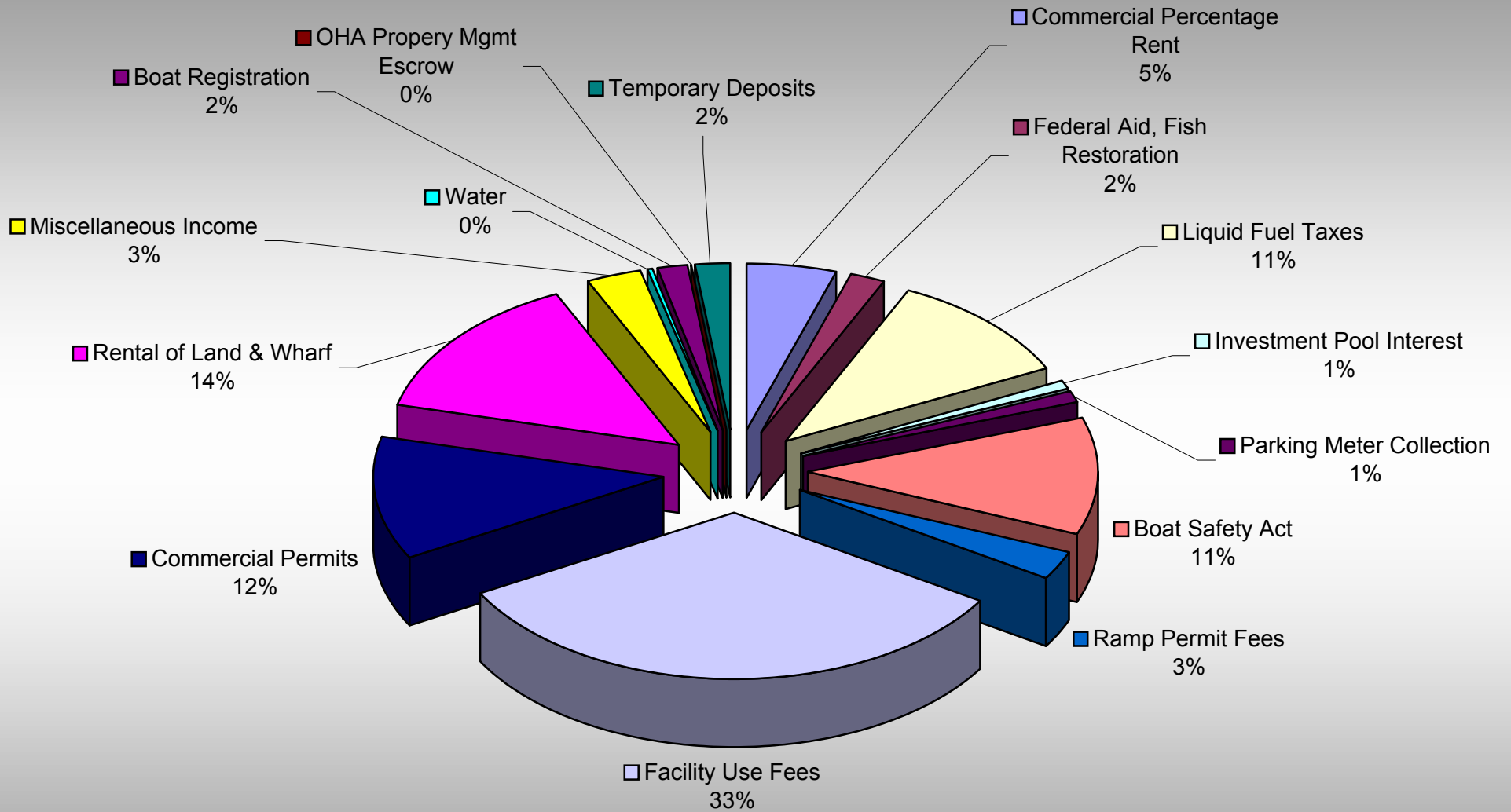
Commercial Percentage Rent	Represents amounts paid by commercial operators for their slip fees and their percentage rent. It excludes amounts for security deposits.
Facility Use Fees	Represents slip fees paid for by recreational boaters for their slip fees and related service. It excludes amounts for security deposits.
Budget and Finance Assessment	Represents amount paid to the Department of Budget and Finance for services performed and is set by the Hawaii Revised Statutes (HRS). It is allocated to the cost centers based on the number of permits at the cost center to the total.
Office of Hawaiian Affairs	Represents the amounts paid for the use of ceded lands. Amounts shown represent an allocation based on the number of permits at the cost center to the total. In FY 2004 DOBOR began recording the OHA assessment at the appropriate cost center. DOBOR does not make payments to OHA for Ala Wai, Wailoa, Keauhou, Port Allen, Mauanalua Bay, Sand Island Ramp, Oahu South Shore ORMA's, Hanalei Bay, Wailua River, Waikaea Canal, and Kealahou Bay.
District Overhead Allocation	Represents the income and expenses of the district office allocated to each location in the district. The allocation was based on the number of accounts in each cost center.
Statewide Overhead Allocation	Represents the income & expenses of the statewide administration offices allocated to each district base on the number of boats registered in the district, then allocated to each cost center location as described above.
Miscellaneous Income	Amount reflects interest earned on Boating Special Revenue and Recreational Boating Safety Act funds. It also reflects amount paid for temporary mooring permits.
Ramp Permit Fees	This reflects amounts paid for a ramp permit that allows the user to use any ramp in the state to launch their vessel for recreational use only
Boat Registration	All vessels in the State of Hawaii are required to registered have a federal or state registration. This amount reflects amounts paid for state registration.

2002-2004 Statewide Income(Loss)

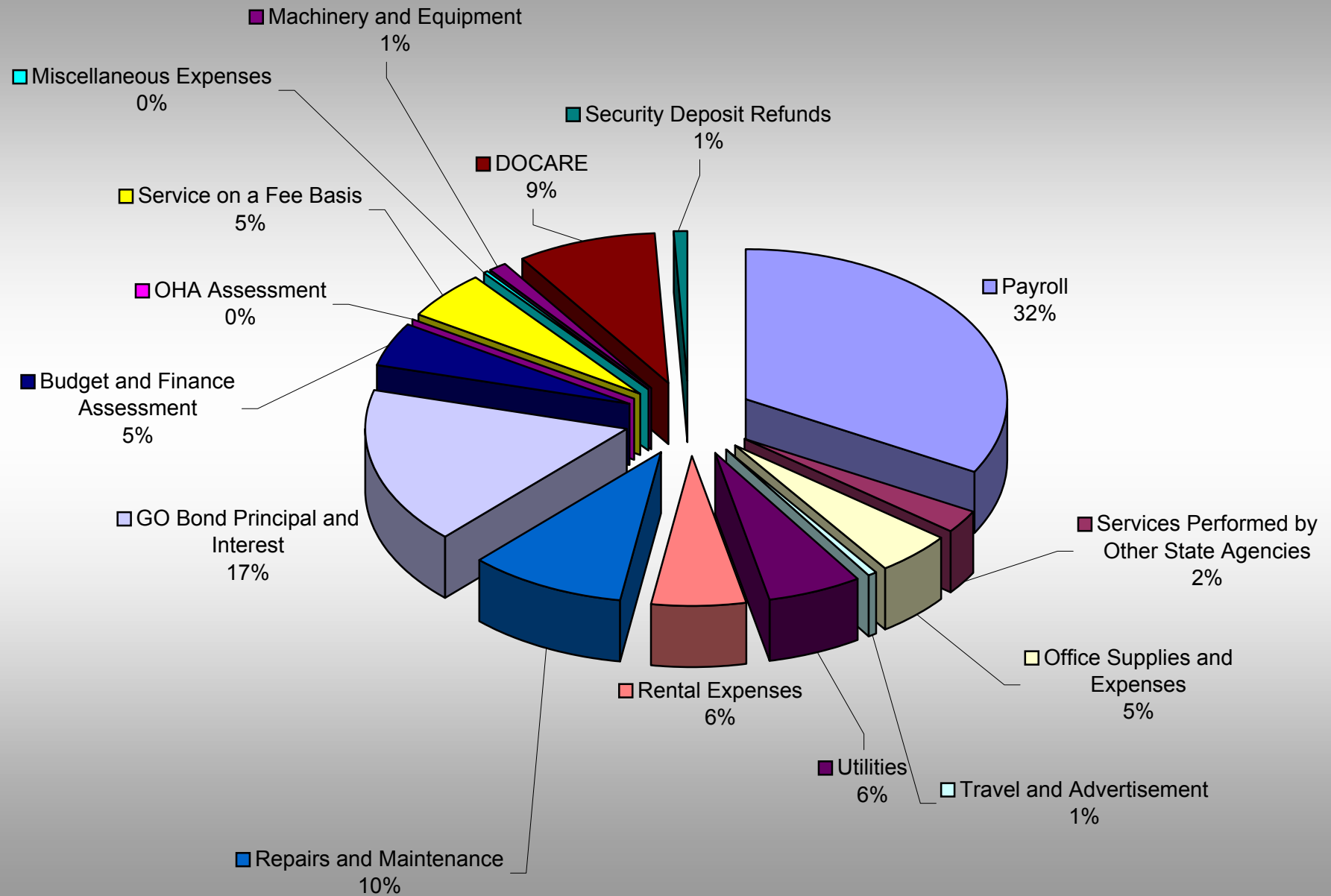


	Total Income	Total Expenses	Income (Loss)
Fiscal Year 2004	11,489,008	11,100,135	388,873
Fiscal Year 2003	11,919,720	11,127,831	791,889
Fiscal Year 2002	11,542,173	9,587,717	1,954,456

2002 Statewide Income



2002 Statewide Expenses



HONOKOHAU SMALL BOAT HARBOR

74-380 Kealakehe Parkway, Kailua-Kona, Hawaii 96740-2704
Ph: (808) 329-4215 Fax: (808) 326-7896



- 273 moorings
- 3 ramps (2 30-foot-wide, 1 double-wide)
- Piers A-J, 2 T-berths, outer basin
- Vessel washdown
- Fuel facility, harbor office
- Dry dock facilities
- 2 comfort stations

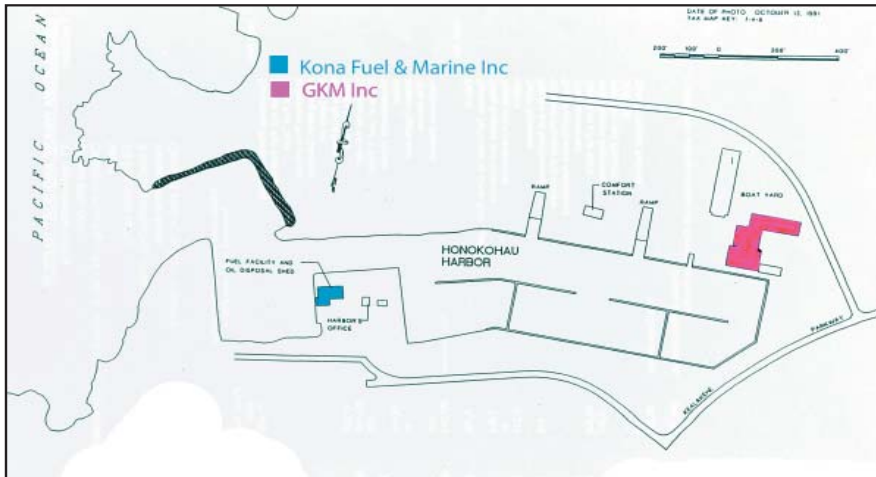
Profit / Loss Under State Management

	2004				2003				2002			
	Location	District Overhead Allocation	Statewide Overhead Allocation	Total	Location	District Overhead Allocation	State Overhead Allocation	Total	Location	District Overhead Allocation	Statewide Overhead Allocation	Total
Allocation of District & District's Share of Statewide Income & Expenses 60.083%												
Income												
Commercial Percentage Rent	55,640	0	0	55,640	53,175	0	29	53,204	34,574	0	13	34,587
Federal Aid, Fish Restoration	0	0	0	0	0	0	0	0	0	0	0	0
Liquid Fuel Taxes	0	0	135,101	135,101	0	0	126,384	126,384	0	0	119,517	119,517
Investment Pool Interest	0	0	7,819	7,819	0	0	10,645	10,645	0	0	8,641	8,641
Parking Meter Collection	0	0	0	0	0	0	0	0	0	0	0	0
Boat Safety Act	0	0	86,383	86,383	0	0	107,835	107,835	0	0	127,196	127,196
Ramp Permit Fees	0	0	27,457	27,457	105	0	32,786	32,891	75	0	30,376	30,451
Facility Use Fees	204,480	0	7,316	211,796	198,641	28	933	199,602	333,959	0	767	334,726
Commercial Permits	383,353	0	75	383,428	376,797	497	205	377,498	273,827	0	105	273,932
Rental of Land & Wharf	179,027	0	0	179,027	186,734	0	0	186,734	186,779	0	0	186,779
Miscellaneous Income	107,358	0	514	107,872	53,285	44	1,032	54,360	42,135	16,835	1,366	60,337
Water	0	0	0	0	0	0	0	0	10,616	0	0	10,616
Vessel Registration	12,051	0	20,581	32,632	621	0	19,877	20,498	750	0	18,886	19,636
OHA Escrow	0	0	0	0	0	0	0	0	0	0	0	0
Temporary Deposits	9,873	0	377	10,250	13,447	0	377	13,824	2,756	0	3	2,759
Total Income	951,781	0	285,625	1,237,406	882,805	568	300,102	1,183,475	885,472	16,835	306,871	1,209,178
Expenses												
Payroll	101,460	163,753	100,747	365,960	156,481	182,936	108,465	447,881	164,254	157,264	91,605	413,123
Services Performed by Other State Agencies	0	0	6,508	6,508	0	0	14,356	14,356	0	904	16,716	17,620
Office Supplies and Expenses	17,715	1,218	9,630	28,563	45,455	12,116	14,711	72,282	33,512	22,999	11,159	67,671
Travel and Advertisement	132	1,191	2,903	4,226	110	875	3,739	4,723	0	1,084	3,223	4,307
Utilities	183,246	8,449	2,401	194,096	156,075	0	1	156,076	127,494	0	13	127,507
Rental Expenses	10,541	0	9,567	20,108	2,678	374	10,772	13,824	2,278	1,295	10,056	13,629
Repairs and Maintenance	49,623	319	1,838	51,780	35,454	381	806	36,641	17,083	157	9,675	26,914
GO Bond Principal and Interest	0	0	113,649	113,649	0	0	137,276	137,276	0	0	155,190	155,190
Budget and Finance Assessment	0	0	105,873	105,873	0	0	57,947	57,947	0	0	43,260	43,260
OHA Assessment	10,235	0	20,596	30,831	0	0	58,355	58,355	0	0	0	0
Service on a Fee Basis	45,709	3,351	1,264	50,323	26,013	1,625	6,978	34,615	29,212	5,555	9,465	44,232
Miscellaneous Expenses	6,064	68	168	6,300	583	76	227	886	546	426	386	1,359
Machinery and Equipment	0	873	1,298	2,171	4,738	930	2,235	7,903	32,751	188	1,014	33,953
DOCARE	0	0	116,415	116,415	0	0	117,728	117,728	0	0	79,310	79,310
Security Deposit Refunds	4,986	0	0	4,986	1,451	0	0	1,451	3,398	0	0	3,398
Total Expenses	429,711	179,222	492,857	1,101,790	429,038	199,312	533,595	1,161,945	410,527	189,873	431,072	1,031,472
Profit (Loss)	522,069	(179,222)	(207,232)	135,616	453,767	(198,743)	(233,493)	21,530	474,945	(173,037)	(124,201)	177,707

Current Leases		Rental/Lease	Rent Paid	Flat Rate
Tenant Name (a)	Tax Map Key	Exp Date	FY2004	F + %
GKM, Inc.	(3) 7-4-008:042	4/7/2018	\$60,000	F
Kona Fuel & Marine, Inc.	(3) 7-4-008:040	11/26/2019	\$22,119	F+%

Revocable Permits		Fees Paid	Flat Rate
Permittee Name	Tax Map Key	FY2004	F + %
Ao Shibi, Inc.	7-4-008:003	\$4,716	F
GKM, Inc.	3-7-004:036 (por.)	\$55,332	F+%
Hawaii Big Game Fishing Club	3-7-004:008	\$2,400	F
Kona Sailing Club	(3) 7-4-008:003	\$10,320	F
Glynn Ross dba Marina Seafoods	(3) 7-4-008:003	\$960	F
University of Hawaii Institute of Marine Biology	None; Slip J29	\$2,064	F

Commercial Permits	FY '04 Receipts
HAWAIIAN OCEAN TOURS, INC.	\$14,303.36
HAWAIIAN BLUEWATER ADVENTURES	\$10,893.56
KONA HONU DIVERS, INC.	\$7,876.45
All Other Permittees	\$390,037.11
Total Commercial Permits	\$423,110.48



Terms	
Commercial Percentage Rent	Represents amounts paid by commercial operators for their slip fees and their percentage rent. It excludes amounts for security deposits.
Facility Use Fees	Represents slip fees paid for by recreational boaters for their slip fees and related service. It excludes amounts for security deposits.
Budget and Finance Assessment	Represents amount paid to the Department of Budget and Finance for services performed and is set by the Hawaii Revised Statutes (HRS). It is allocated to the cost centers based on the number of permits at the cost center to the total.
Office of Hawaiian Affairs	Represents the amounts paid for the use of ceded lands. Amounts shown represent an allocation based on the number of permits at the cost center to the total. In FY 2004 DOBOR began recording the OHA assessment at the appropriate cost center. DOBOR does not make payments to OHA for Ala Wai, Wailoa, Keauhou, Port Allen, Mauanalua Bay, Sand Island Ramp, Oahu South Shore ORMA's, Hanalei Bay, Wailua River, Waikaea Canal, and Kealahou Bay.
District Overhead Allocation	Represents the income and expenses of the district office allocated to each location in the district. The allocation was based on the number of accounts in each cost center.
Statewide Overhead Allocation	Represents the income & expenses of the statewide administration offices allocated to each district base on the number of boats registered in the district, then allocated to each cost center location as described above.
Miscellaneous Income	Amount reflects interest earned on Boating Special Revenue and Recreational Boating Safety Act funds. It also reflects amount paid for temporary mooring permits.
Ramp Permit Fees	This reflects amounts paid for a ramp permit that allows the user to use any ramp in the state to launch their vessel for recreational use only
Boat Registration	All vessels in the State of Hawaii are required to be registered have a federal or state registration. This amount reflects amounts paid for state registration.

Statewide Leases

Current Leases		Rental/Lease	Rent Paid	Flat Rate
Tenant Name (a)	Tax Map Key	Exp Date	FY2004	F + %
Hawaii District				
Honokohau Small Boat Harbor				
GKM, Inc.	(3) 7-4-008:042	4/7/2018	\$60,000	F
Kona Fuel & Marine, Inc.	(3) 7-4-008:040	11/26/2019	\$22,119	F+%
Kauai District				
Nawiliwili Small Boat Harbor				
Nawiliwili Yacht Club	(4)3-2-03:43	9/1/2016	9600	F+%
Wailua				
Smith's Motor Boat Service, Inc.	(4) 3-9-004:Por. 03	10/14/2008	109767	F+%
Maui District				
Maalaea Small Boat Harbor				
United States of America (Coast Guard)	(2) 3-6-001-041	6/30/2030	\$ 132	F
United States of America (Coast Guard)	(2) 3-6-001-041	6/30/2030	\$ 1,537	F
Maalaea Boat & Fishing Club, Inc.	(2) 3-6-001:034	6/12/2001	\$ 7,900	F
Braun Management Co., Ltd.	(2) 3-6-001:034	7/16/2017	\$ 4,692	F+%
Manele Small Boat Harbor				
Lanai Company, Inc.	(2) 4-9-017:006	9/30/2035	\$ 4,140	F+%
Trilogy Corporation	(2) 4-9-017:006	9/30/2028	\$ 8,982	F+%
Lahaina Small Boat Harbor				
Valley Automated Fuels, Inc.	(2) 4-6-001:017	11/20/2019	\$ 71,409	F+%
Kaunakakai Small Boat Harbor				
Moloka'i Ice House, Inc.	(2) 5-3-001:101	3/31/2027	\$ 2,126	F+%
Oahu District				
Ala Wai Small Boat Harbor				
Seibu, Inc.	(1) 2-6-010:06	1/29/2052	\$379,844.00	F
Waikiki Yacht Club	(1) 2-3-037:06	7/29/2034	164980	F+%
Hawaii Yacht Club	(1) 2-3-037:13	7/29/2034	94020	F+%
Ala Wai Marine, Ltd.	(1) 2-6-010:05	4/30/2004	\$60,204.00	F
Keahi Small Boat Harbor				
Annette L. Nahinu, dba La Mariana Sailing C	(1) 1-2-023:52	4/30/2014	\$ 74,200	F
Keahi Marine Center	(1) 1-2-023:030	1/31/2026	\$ 294,996	F